

# PRICES & TRENDS

EDITED BY CHARLIE REEVE 07976 610 180 charlie.reeve@markallengroup.com

## CATTLE AUCTIONS W/E TUESDAY 09/06/26

Prices in p/kg lw

Source: LAA

	STEERS						HEIFERS						YOUNG BULLS						Total cattle sold
	Light 370-550kg		Medium 551-650kg		Heavy over 650kg		Light 330-500kg		Medium 501-590kg		Heavy over 590kg		Light 370-550kg		Medium 551-650kg		Heavy over 650kg		
	Price	Change	Price	Change	Price	Change	Price	Change	Price	Change	Price	Change	Price	Change	Price	Change	Price	Change	
England	326.4	+7.8	345.0	-3.6	342.0	-4.2	342.1	-9.7	360.6	-6.6	350.6	-10.2	303.6	+5.4	329.0	+5.3	343.7	-3.1	3108
Wales	331.7	-	341.4	-7.5	331.8	-21.8	255.6	-8.2	317.8	-26.8	338.1	-25.2	-	-	324.8	-43.0	359.5	+19.1	122
Scotland	358.4	-12.6	339.9	-10.6	334.8	+2.3	337.5	+29.4	342.4	-16.2	351.6	-6.6	317.0	-11.0	315.1	-3.9	317.7	+5.5	339

## PRIME LAMB AUCTIONS W/E TUESDAY 09/06/26

Prices in p/kg lw

Source: LAA/IAAS

	Light 25.5-32kg		Standard 32-39kg		Medium 39-45.5kg		Heavy over 45.5kg		Total sheep sold
	Price	Change	Price	Change	Price	Change	Price	Change	
	England	450.5	+11.9	462.7	-7.1	463.5	-5.0	467.4	
Wales	444.9	-7.7	457.3	-10.3	463.2	-9.7	450.2	-0.6	19719
Scotland	242.1	-54.9	345.6	-8.8	387.4	-13.1	388.3	-5.7	5282

## STORE LAMBS W/E 09/06/26

Prices in £/head

Source: LAA/IAAS

	Average price	Change	Total entry
England	137.6	+1.7	1440
Wales	102.7	-15.2	278
Scotland	119.0	+31.5	524

## CULL EWES W/E 09/06/26

Prices in £/head

Source: LAA/IAAS

	Average price	Change	Total entry
England	167.2	+5.3	20200
Wales	144.5	-8.5	9418
Scotland	147.1	-0.6	3722

## CULL COWS W/E 09/06/26

Average price p/kg lw. Region: England and Wales

Source: LAA

Classification	Price	Price change	Quantity
Dairy Sired	215.7	-0.4	497
Beef Sired	266.0	+0.1	688

The auction market information is provided under licence from the Livestock Auctioneers Association (LAA) and Institute of Auctioneers and Appraisers in Scotland (IAAS). Prior written permission is required from the LAA and IAAS to use, reproduce or transmit this information for any regular and/or routine business purposes.

## PIGS W/E 09/06/26

Source: LAA

Prices in p/kg lw

	Average price	Change	Total sold
Porkers 60-87kg	133.5	-0.3	24
Cutters 88-97kg	138.1	+5.3	121
Baconers 98-115kg	143.9	+8.9	252
Sows	26.1	-5.1	93

## REARING CALVES W/E SATURDAY 06/06/26

(Prices in £/head)

Source: LAA

Region: England and Wales, rearing calves not more than 3 weeks old	Number sold	Average price	% change	Price change
Holstein Friesian (x) bulls	53	180.6	+29.3	+40.8
Holstein Friesian (x) heifers	4	233.8	-50.0	+73.5
Hereford (x) bulls	20	438.3	-53.5	+30.5
Hereford (x) heifers	33	385.7	-17.5	+69.9
Continental (x) bulls	71	535.8	-12.3	+66.9
Continental (x) heifers	79	503.3	+41.1	+80.3
Other bulls	71	449.4	+9.2	+88.2
Other heifers	50	366.0	+4.2	+87.7

## DAIRY CATTLE W/E SATURDAY 06/06/26

(Prices in £/head)

Source: LAA

Region: England and Wales	Age	Number sold	Average price	% change	Price change
Holstein Friesian (x) cows	Under 36 months	173	2413.9	+82.1	+105.1
Holstein Friesian (x) cows	Over 36 months	182	2053.4	+55.6	-85.7
Other dairy cows	Under 36 months	30	2079.0	+130.8	+91.3
Other dairy cows	Over 36 months	27	2024.7	-	+698.0

## SLAUGHTERING

United Kingdom (000 head)	March 26 31 days	April 26 30 days
Steers	88	82
Heifers	73	68
Young bulls	12	13
Cows & adult bulls	47	44
Calves	8	7
Other sheep & lambs	1076	852
Ewes & rams	110	91
Clean pigs	925	892
Sows & boars	17	19

Livestock slaughtered under the Older Cattle Disposal Scheme are excluded. \*A dataset showing slaughter statistics for the same months in previous years can be found on the Defra website at <http://statistics.defra.gov.uk/esg/datasets/slaughm.xls>.

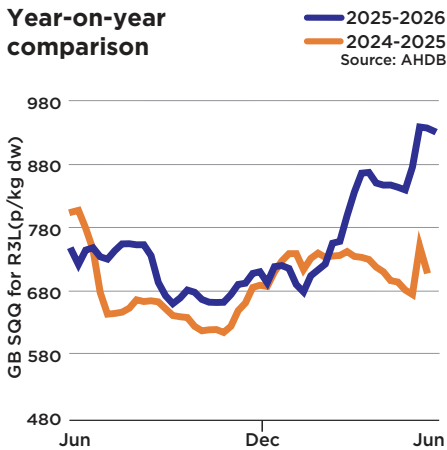
## DAIRY DATA AND COMMODITY PRICES

	May 26	Apr 26	May 25
AMPE 2020** (UK price) p/litre	35.5	35.3	44.6
MCVE 2020** (UK price) p/litre	34.5	34.8	44.7
Bulk cream (UK price) £/t	1,220	1,238	2,538
Butter (UK price) £/t	3,330	3,540	6,060
SMP (UK price) £/t	2,500	2,360	1,970
Mild Cheddar (UK price) £/t	2,940	2,980	3,950
	Oct 25	Apr 25	Oct 24
Dairy farmer numbers (GB)*	7,010	7,040	7,200
	Feb 26	Jan 26	Feb 25
Deliveries to dairies (million litres)	1,218	1,329	1,173
	Apr 26	Mar 26	Apr 25
DEFRA farmgate milk price (p/litre)	34.0	34.8	43.8

Source: AHDB. \*Producer numbers updated every six months. \*\*The AMPE and MCVE calculations were revised in August 2020 to take into account higher milk compositional quality, higher production costs and varying lactose powder prices. The production costs were further updated in April 2024 to reflect inflationary increases related to labour and energy.

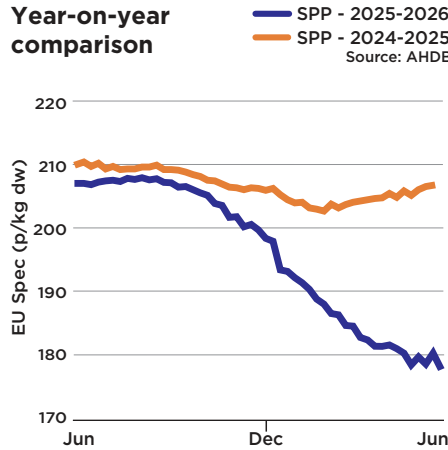
## DEADWEIGHT LAMBS

### Year-on-year comparison



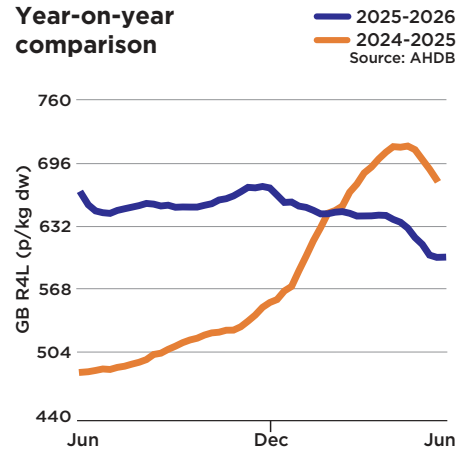
## DEADWEIGHT PIGS

### Year-on-year comparison



## DEADWEIGHT CATTLE

### Year-on-year comparison



## STORE CATTLE W/E SATURDAY 06/06/26

Region: Great Britain, home-bred	Age range	Number sold	Average price	No. change (%)	Price change (£/head)
Holstein Friesian (x) yearling steers	9-14 mths	36	858.2	+12.5	-49.3
Holstein Friesian (x) yearling heifers	9-14 mths	1	390.0	-50.0	-695.0
Holstein Friesian (x) 18 month steers	15-20 mths	81	1410.7	+179.3	+197.1
Holstein Friesian (x) 18 month heifers	15-20 mths	9	1669.0	-55.0	+500.2
Holstein Friesian (x) 2 year steers	21-26 mths	69	1585.8	+102.9	-43.9
Holstein Friesian (x) 2 year heifers	21-26 mths	21	1447.9	+133.3	+199.0
Hereford (x) yearling steers	9-14 mths	161	1319.1	+91.7	-0.4
Hereford (x) yearling heifers	9-14 mths	110	1119.3	+27.9	+39.6
Hereford (x) 18 month steers	15-20 mths	74	1584.0	-21.3	+67.0
Hereford (x) 18 month heifers	15-20 mths	81	1362.2	+12.5	+16.4
Hereford (x) 2 year steers	21-26 mths	89	1750.1	-29.4	+39.7
Hereford (x) 2 year heifers	21-26 mths	106	1587.3	+71.0	+37.7
Continental (x) yearling steers	9-14 mths	588	1577.1	-21.2	-72.6
Continental (x) yearling heifers	9-14 mths	596	1444.2	-29.7	-63.5
Continental (x) 18 month steers	15-20 mths	344	1862.3	-6.8	+57.4
Continental (x) 18 month heifers	15-20 mths	398	1699.7	+1.3	+63.8
Continental (x) 2 year steers	21-26 mths	432	1929.2	+18.0	-24.4
Continental (x) 2 year heifers	21-26 mths	426	1841.2	+4.4	+35.5
Other yearling steers	9-14 mths	302	1381.3	-	-59.3
Other yearling heifers	9-14 mths	217	1225.4	-37.1	+56.0
Other 18 month steers	15-20 mths	322	1674.1	+25.8	-8.3
Other 18 month heifers	15-20 mths	263	1516.7	+39.2	+46.4
Other 2 year steers	21-26 mths	265	1876.3	-5.7	+76.3
Other 2 year heifers	21-26 mths	209	1670.8	+18.1	+80.9

Source: LAA

## UK BPS ENTITLEMENTS, BNG, NN, CARBON & WATER 2026

as at 09/06/26 Source: Townsend Chartered Surveyors

BPS ENTS	WELSH	SCOTTISH	NORTHERN IRELAND'
2026 Average prices	No Trades	R1 £143 R2 £32.50 R3 £10.50	x 1.0
2026 Deadlines	Closed	Closed	Closed
2026 Prices at deadline	No Trades	R1 £140 R2 £33 R3 £10.50	x 1.0

### CLAIM VALUES

2025: Scottish R1 £147.22 (plus £75.79 greening) R2 £32.45 (plus £12.82 greening) R3 £9.42 (plus £4.30 greening)

Welsh £117.14/ha, with an additional redistributive payment on the first 54ha of £11.02/ha

Northern Irish historic claim value individual to each holding, to be reduced by 6.5% in 2025.

2026: Welsh BPS claim value is 40% <2025 value, further 20% reductions in 2027 & 2028 (BPS ends 31.12.2028)

Notes - Transfers without land subject to VAT if transferor is VAT registered. \* = estimated. Scottish Review in 2027. Flat Rate values. Welsh choose between SFS or BPS. Entitlements only transferable with land sold, let or inherited. VAT only payable if land elected/registered for VAT. Northern Irish FSP payments replace BPS payments, historic based values. Failure to meet cross compliance 10% reduction in 2027 claim. Claims >£60k subject to 50% reduction. ① Face Value multipliers. Welsh & NI No Young Farmer Payments. No National/Regional Reserve.

BNG Statutory Credits £42k - £650k (84k - 1,300k inc. spatial weighting). Offsite Market Average £18k (Low distinctiveness compensation) - £100k/unit allocated and delivered to development site plus VAT & associated fees, subject to lot size and LPA. NUTRIENT NEUTRALITY Long term sales of all types agricultural management excluding specialist habitat creation. Nitrates £2k-4k/unit (maximum £112k/ha). Phosphates £30k-75k/unit (maximum £127.5k/ha). Both for a 90+ year term plus VAT excluding associated fees, subject to lot size, Catchment, soil drainage and rainfall.

CARBON UK Woodland and Peatland Carbon sales subject to 'vintage' and additional benefits £25-35 PIU. WCC 2024 average prices: Woodland PIU £26.85, Peatland PIU £25.04. No on-market sales of WCUs or PCUs. September 2024 WCG reverse auction (8) average £25/WCU. WATER UK English abstraction licences <£3-15/m3 plus VAT excluding associated fees, subject to lot size, Catchment, and Environment Agency local policy. Last National Sale by tender 8th June 2026 next sale 17th August 2026 of BNG, NN, Carbon, Water Abstraction Licences.

# FARMERS WEEKLY

Business Bulletin e-newsletter. Weekly news and insights to help you manage your farm business

Register today at **Fwi.co.uk** for everything from input, commodity and land prices to market analysis and expert advice hand-picked by our editors and delivered direct to your inbox

