

PRICES & TRENDS

EDITED BY CHARLIE REEVE 07976 610 180 charlie.reeve@markallengroup.com

CATTLE AUCTIONS W/E TUESDAY 05/05/26

Prices in p/kg lw

Source: LAA

	STEERS						HEIFERS						YOUNG BULLS						Total cattle sold
	Light 370-550kg		Medium 551-650kg		Heavy over 650kg		Light 330-500kg		Medium 501-590kg		Heavy over 590kg		Light 370-550kg		Medium 551-650kg		Heavy over 650kg		
	Price	Change	Price	Change	Price	Change	Price	Change	Price	Change	Price	Change	Price	Change	Price	Change	Price	Change	
England	337.8	+14.9	343.4	-7.7	345.2	-0.8	320.9	+2.9	369.6	+6.7	354.9	+0.2	303.5	-6.5	325.6	+0.8	352.3	+8.1	2176.0
Wales	251.0	-39.0	272.3	-56.7	375.0	+25.4	286.0	+55.1	306.4	-15.2	353.8	+1.6	341.5	-	369.0	+31.4	390.0	+39.2	27.0
Scotland	341.5	-28.6	353.7	-12.5	329.8	-14.1	362.3	+64.6	367.0	-10.3	358.2	-13.4	-	-	308.7	-26.3	318.4	+12.6	283.0

PRIME LAMB AUCTIONS W/E TUESDAY 05/05/26

Prices in p/kg lw

Source: LAA/IAAS

	Light 25.5-32kg		Standard 32-39kg		Medium 39-45.5kg		Heavy over 45.5kg		Total sheep sold
	Price	Change	Price	Change	Price	Change	Price	Change	
	England	362.3	-1.3	387.7	-10.1	408.6	-1.5	385.4	
Wales	373.0	+4.7	404.0	+7.7	410.5	+10.2	378.9	+1.2	11024
Scotland	332.8	+16.3	377.0	-5.0	395.4	-8.4	373.1	-8.6	17186

STORE LAMBS W/E 05/05/26

Prices in £/head

Source: LAA/IAAS

	Average price	Change	Total entry
England	131.2	+2.2	3540
Wales	112.2	-8.4	1215
Scotland	120.4	-14.2	1310

CULL EWES W/E 05/05/26

Prices in £/head

Source: LAA/IAAS

	Average price	Change	Total entry
England	166.8	+2.6	19111
Wales	146.1	+9.8	7341
Scotland	145.5	-1.8	2890

CULL COWS W/E 05/05/26

Average price p/kg lw. Region: England and Wales

Source: LAA

Classification	Price	Price change	Quantity
Dairy Sired	222.7	-1.7	466
Beef Sired	266.6	-3.7	630

The auction market information is provided under licence from the Livestock Auctioneers Association (LAA) and Institute of Auctioneers and Appraisers in Scotland (IAAS). Prior written permission is required from the LAA and IAAS to use, reproduce or transmit this information for any regular and/or routine business purposes.

PIGS W/E 05/05/26

Source: LAA

Prices in p/kg lw

	Average price	Change	Total sold
Porkers 60-87kg	162.3	+23.3	63.0
Cutters 88-97kg	143.8	-1.6	158.0
Baconers 98-115kg	137.5	-10.7	166.0
Sows	35.8	-1.3	68.0

REARING CALVES W/E SATURDAY 02/05/26

(Prices in £/head)

Source: LAA

Region: England and Wales, rearing calves not more than 3 weeks old	Number sold	Average price	% change	Price change
Holstein Friesian (x) bulls	66	151.4	-8.3	-6.6
Holstein Friesian (x) heifers	15	111.1	+25	-12.9
Hereford (x) bulls	56	386.8	-20	-33.7
Hereford (x) heifers	64	333.1	-7.2	+20.3
Continental (x) bulls	141	498.9	-1.4	-6.1
Continental (x) heifers	144	432.7	+10.8	+2.8
Other bulls	111	388.7	+18.1	+38
Other heifers	82	288.7	-4.7	-3.8

DAIRY CATTLE W/E SATURDAY 02/05/26

(Prices in £/head)

Source: LAA

Region: England and Wales	Age	Number sold	Average price	% change	Price change
Holstein Friesian (x) cows	Under 36 months	121	2273.3	-8.3	+107.7
Holstein Friesian (x) cows	Over 36 months	78	1814.6	-37.6	-329.3
Other dairy cows	Under 36 months	11	1767.3	+120	+67.3
Other dairy cows	Over 36 months	5	1694	-84.8	-34.6

SLAUGHTERING

United Kingdom (000 head)	February 26 28 days	March 26 31 days
Steers	81	88
Heifers	70	73
Young bulls	11	12
Cows & adult bulls	49	47
Calves	5	8
Other sheep & lambs	952	1076
Ewes & rams	110	110
Clean pigs	844	925
Sows & boars	17	17

Livestock slaughtered under the Older Cattle Disposal Scheme are excluded. *A dataset showing slaughter statistics for the same months in previous years can be found on the Defra website at <http://statistics.defra.gov.uk/esg/datasets/slaughm.xls>.

DAIRY DATA AND COMMODITY PRICES

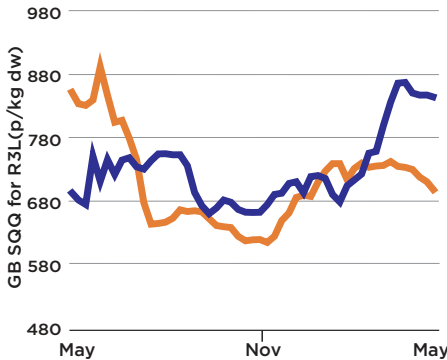
	Apr 26	Mar 26	Apr 25
AMPE 2020** (UK price) p/litre	35.3	37.3	44.7
MCVE 2020** (UK price) p/litre	34.8	34.9	45.7
Bulk cream (UK price) £/t	1,238	1,556	2,625
Butter (UK price) £/t	3,540	3,980	6,050
SMP (UK price) £/t	2,360	2,340	1,980
Mild Cheddar (UK price) £/t	2,980	3,080	4,020
	Oct 25	Apr 25	Oct 24
Dairy farmer numbers (GB)*	7,010	7,040	7,200
	Jan 26	Dec 25	Jan 25
Deliveries to dairies (million litres)	1,329	1,342	1,279
	Feb 26	Jan 26	Feb 25
DEFRA farmgate milk price (p/litre)	36.1	37.5	45.9

Source: AHDB. *Producer numbers updated every six months. **The AMPE and MCVE calculations were revised in August 2020 to take into account higher milk compositional quality, higher production costs and varying lactose powder prices. The production costs were further updated in April 2024 to reflect inflationary increases related to labour and energy.

DEADWEIGHT LAMBS

Year-on-year comparison

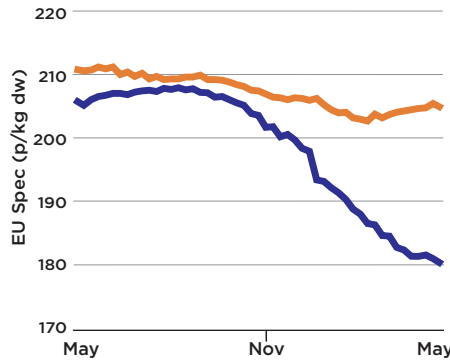
— 2025-2026
— 2024-2025
Source: AHDB



DEADWEIGHT PIGS

Year-on-year comparison

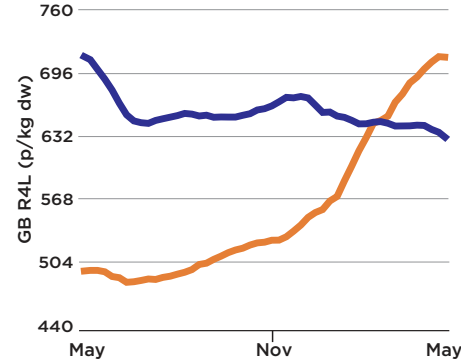
— SPP - 2025-2026
— SPP - 2024-2025
Source: AHDB



DEADWEIGHT CATTLE

Year-on-year comparison

— 2025-2026
— 2024-2025
Source: AHDB



STORE CATTLE W/E SATURDAY 02/05/26

Region: Great Britain, home-bred	Age range	Number sold	Average price	No. change (%)	Price change (£/head)
Holstein Friesian (x) yearling steers	9-14 mths	86	925.4	-36.8	-87.8
Holstein Friesian (x) yearling heifers	9-14 mths	5	608.0	-66.7	-256.7
Holstein Friesian (x) 18 month steers	15-20 mths	97	1393.2	-53.6	+42.7
Holstein Friesian (x) 18 month heifers	15-20 mths	26	1404.7	-23.5	+83.2
Holstein Friesian (x) 2 year steers	21-26 mths	92	1595.7	-35.7	+92.1
Holstein Friesian (x) 2 year heifers	21-26 mths	22	1469.1	-38.9	+41.2
Hereford (x) yearling steers	9-14 mths	238	1264.8	-20.4	-59.7
Hereford (x) yearling heifers	9-14 mths	230	1017.8	-27.7	-95.8
Hereford (x) 18 month steers	15-20 mths	189	1601.0	-21.9	+14
Hereford (x) 18 month heifers	15-20 mths	150	1422.6	-15.7	+38.4
Hereford (x) 2 year steers	21-26 mths	124	1733.5	-58.7	-96.3
Hereford (x) 2 year heifers	21-26 mths	162	1567.0	-3.6	+5.8
Continental (x) yearling steers	9-14 mths	2044	1704.2	-8.1	-46.4
Continental (x) yearling heifers	9-14 mths	2171	1567.3	-0.1	+30.2
Continental (x) 18 month steers	15-20 mths	793	1771.7	-31.6	-78.3
Continental (x) 18 month heifers	15-20 mths	848	1675.3	-28.6	+21.8
Continental (x) 2 year steers	21-26 mths	733	1941.2	+3.8	-28.6
Continental (x) 2 year heifers	21-26 mths	713	1832.4	-15.2	-17.7
Other yearling steers	9-14 mths	877	1467.9	-20.3	+38.9
Other yearling heifers	9-14 mths	621	1255.3	-33.4	+8.1
Other 18 month steers	15-20 mths	600	1676.6	-32.2	-21.4
Other 18 month heifers	15-20 mths	407	1501.1	-42.1	-2.2
Other 2 year steers	21-26 mths	388	1800.6	-37.7	-64.1
Other 2 year heifers	21-26 mths	341	1612.8	-23.9	-14

Source: LAA

UK BPS ENTITLEMENTS, BNG, NN, CARBON & WATER 2026

as at 05/05/26 Source: Townsend Chartered Surveyors

BPS ENTS	WELSH	SCOTTISH	NORTHERN IRELAND*
2025 Average prices	£55	R1 £130-£140 R2 £30-£32 R3 £10.50	x 1.0
2026 Deadlines	15/05/26	Closed	15/05/26
2026 Prices at Deadline	Only transferable with land	R1 £140 R2 £33 R3 £10.50	x 1.0*

CLAIM VALUES

2025: Scottish R1 £147.22 (plus £75.79 greening) R2 £32.45 (plus £12.82 greening) R3 £9.42 (plus £4.30 greening)

Welsh £117.14/ha, with an additional redistributive payment on the first 54ha of £111.02/ha

Northern Irish historic claim value individual to each holding, to be reduced by 6.5% in 2025.

2026: Welsh BPS claim value is 40% <2025 value, further 20% reductions in 2027 & 2028 (BPS ends 31.12.2028)

Notes - Transfers without land subject to VAT if transferor is VAT registered. * = estimated. Scottish Review in 2027. Flat Rate values. Welsh choose between SFS or BPS. Entitlements only transferable with land sold, let or inherited. VAT only payable if land elected/registered for VAT. Northern Irish FSP payments replace BPS payments, historic based values. Failure to meet cross compliance 10% reduction in 2027 claim. Claims >£60k subject to 50% reduction. ① Face Value multipliers. Welsh & NI No Young Farmer Payments. No National/Regional Reserve.

BNG Statutory Credits £42k - £650k (84k - 1,300k inc. spatial weighting). Offsite Market Average £18k (Low distinctiveness compensation) - £100k/unit allocated and delivered to development site plus VAT & associated fees, subject to lot size and LPA. **NUTRIENT NEUTRALITY** Long term sales of all types agricultural management excluding specialist habitat creation. Nitrates £2k-4k/unit (maximum £112k/ha). Phosphates £30k-75k/unit (maximum £127.5k/ha). Both for a 90+ year term plus VAT excluding associated fees, subject to lot size, Catchment, soil drainage and rainfall.

CARBON UK Woodland and Peatland Carbon sales subject to 'vintage' and additional benefits £25-35 PIU. WCC 2024 average prices: Woodland PIU £26.85, Peatland PIU £25.04. No on-market sales of WCUs or PCUs. September 2024 WCG reverse auction (8) average £25/WCU. **WATER UK** English abstraction licences <£3-15/m³ plus VAT excluding associated fees, subject to lot size, Catchment, and Environment Agency local policy. Last National Sale by tender 20th April 2026 next sale 8th June 2026 of BNG, NN, Carbon, Water Abstraction Licences.

Download the Farmers Weekly app today and get everything in one place

Available on iOS and Android