

# PRICES&TRENDS

EDITED BY CHARLIE REEVE 07976 610 180 charlie.reeve@markallengroup.com

CATTLE AUCTIONS W/E TUESDAY 09/12/25																			
Prices in p/kg lw																			Source: LAAs
	STEERS						HEIFERS						YOUNG BULLS						Total cattle sold
	Light 370-550kg		Medium 551-650kg		Heavy over 650kg		Light 330-500kg		Medium 501-590kg		Heavy over 590kg		Light 370-550kg		Medium 551-650kg		Heavy over 650kg		
	Price	Change	Price	Change	Price	Change	Price	Change	Price	Change	Price	Change	Price	Change	Price	Change	Price	Change	
England	339.8	-25.1	379.0	-11.1	373.0	-15.0	351.8	+8.3	395.0	-18.3	381.1	-31.6	320.4	-22.5	346.9	-16.1	372.4	-24.0	2999
Wales	401.4	+55.3	355.1	-30.4	379.2	-11.5	256.2	-69.4	365.9	-26.1	381.9	-	303.5	-	348.6	+40.6	402.5	-28.9	212
Scotland	373.6	-16.2	392.2	-13.7	367.4	-25.6	340.1	+74.0	390.7	-6.4	380.8	-30.8	-	-	365	+10.8	358.5	+1.3	315

PRIME LAMB AUCTIONS W/E TUESDAY 09/12/25										STORE LAMBS W/E 09/12/25			
Prices in p/kg lw										Prices in £/head			
	Light 25.5-32kg		Standard 32-39kg		Medium 39-45.5kg		Heavy over 45.5kg		Total sheep sold	Average price	Change	Total entry	
	Price	Change	Price	Change	Price	Change	Price	Change					
	Price	Change	Price	Change	Price	Change	Price	Change					
England	300.5	+3.1	320.9	-10.9	322.6	-7.8	308.2	-7.1	56644	108.2	-7.3	35282	England
Wales	296.4	-14.9	312.6	-9.1	313.6	-7.6	304.5	-10.0	28171	91.7	-5.2	14172	Wales
Scotland	278.5	-17.1	314.5	-9.9	312.6	-10.0	295.2	-11.3	22390	92.2	-14.4	11317	Scotland

CULL EWES W/E 09/12/25			
Prices in £/head			
	Average price	Change	Total entry
England	132.4	-7.7	26156
Wales	110.4	-0.7	7167
Scotland	122.7	-1.6	7286

CULL COWS W/E 09/12/25			
Average price p/kg lw. Region: England and Wales			
Classification	Price	Price change	Quantity
Dairy Sired	216.7	-2.7	909
Beef Sired	245.5	-13.6	959

The auction market information is provided under licence from the Livestock Auctioneers Association (LAA) and Institute of Auctioneers and Appraisers in Scotland (IAAS). Prior written permission is required from the LAA and IAAS to use, reproduce or transmit this information for any regular and/or routine business purposes.

PIGS W/E 09/12/25			
Prices in p/kg lw			
	Average price	Change	Total sold
Porkers 60-87kg	152.1	-12.7	56
Cutters 88-97kg	185.3	+2.8	107
Baconers 98-115kg	179	-7.7	287
Sows	40.4	-7.3	123

REARING CALVES W/E SATURDAY 06/12/25				
(Prices in £/head)				
Region: England and Wales, rearing calves not more than 3 weeks old	Number sold	Average price	% change	Price change
Holstein Friesian (x) bulls	67	105.2	-22.1	+2.5
Holstein Friesian (x) heifers	4	150.0	-60	-7.3
Hereford (x) bulls	39	264.3	-17	-17.4
Hereford (x) heifers	47	182.7	-	-28.8
Continental (x) bulls	146	398.5	-14.6	+23.8
Continental (x) heifers	142	331.5	+13.6	+27.8
Other bulls	119	293.2	-7.8	+57
Other heifers	109	221.8	-0.9	+41.3

DAIRY CATTLE W/E SATURDAY 06/12/25					
(Prices in £/head)					
Region: England and Wales	Age	Number sold	Average price	% change	Price change
Holstein Friesian (x) cows	Under 36 months	308	2327.3	+22.7	+668.7
Holstein Friesian (x) cows	Over 36 months	396	1846.8	+81.7	+559.2
Other dairy cows	Under 36 months	23	1864.3	-30.3	+592
Other dairy cows	Over 36 months	42	1327.3	-46.2	+102.2

SLAUGHTERING		
United Kingdom (000 head)	September 25 30 days	October 25 31 days
Steers	86	90
Heifers	69	73
Young bulls	17	16
Cows & adult bulls	55	65
Calves	7	8
Other sheep & lambs	916	972
Ewes & rams	127	119
Clean pigs	871	946
Sows & boars	16	18

Livestock slaughtered under the Older Cattle Disposal Scheme are excluded. \*A dataset showing slaughter statistics for the same months in previous years can be found on the Defra website at <http://statistics.defra.gov.uk/esg/datasets/slaughtm.xls>.

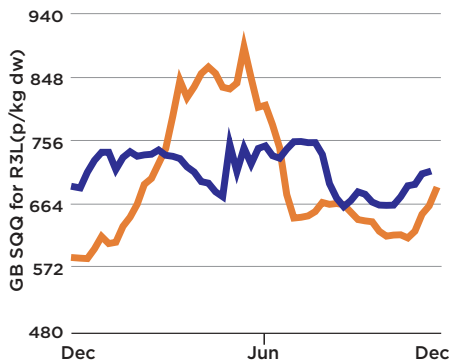
DAIRY DATA AND COMMODITY PRICES			
	Oct 25	Sep 25	Oct 24
AMPE 2020** (UK price) p/litre	35.9	41.3	48.2
MCVE 2020** (UK price) p/litre	34.6	38.5	48.5
Bulk cream (UK price) £/t	1,986	2,587	3,096
Butter (UK price) £/t	4,680	5,540	6,500
SMP (UK price) £/t	1,820	1,910	2,090
Mild Cheddar (UK price) £/t	3,110	3,420	4,300
	Apr 25	Oct 24	Apr 24
Dairy farmer numbers (GB)*	7,040	7,200	7,230
	Sep 25	Aug 25	Sep 24
Deliveries to dairies (million litres)	1,223	1,258	1,153
	Oct 25	Sep 25	Oct 24
DEFRA farmgate milk price (p/litre)	46.6	46.1	45.5

Source: AHDB. \*Producer numbers updated every six months. \*\*The AMPE and MCVE calculations were revised in August 2020 to take into account higher milk compositional quality, higher production costs and varying lactose powder prices. The production costs were further updated in April 2024 to reflect inflationary increases related to labour and energy.

## DEADWEIGHT LAMBS

### Year-on-year comparison

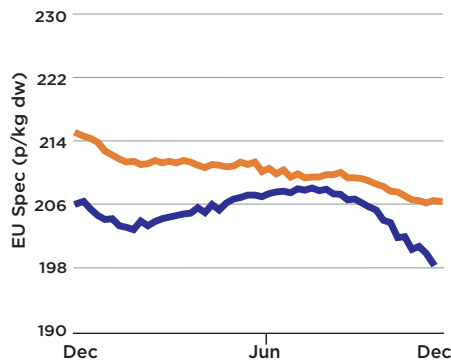
— 2024-2025  
— 2023-2024  
Source: AHDB



## DEADWEIGHT PIGS

### Year-on-year comparison

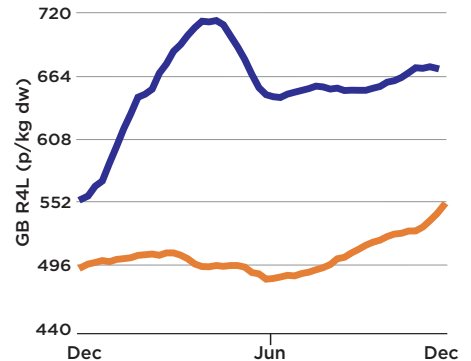
— SPP - 2024-2025  
— SPP - 2023-2024  
Source: AHDB



## DEADWEIGHT CATTLE

### Year-on-year comparison

— 2024-2025  
— 2023-2024  
Source: AHDB



## STORE CATTLE W/E SATURDAY 06/12/25

Region: Great Britain, home-bred	Age range	Number sold	Average price	No. change (%)	Price change (£/head)
Holstein Friesian (x) yearling steers	9-14 mths	58	877.7	-37	-180.6
Holstein Friesian (x) yearling heifers	9-14 mths	10	638.0	-37.5	-181.4
Holstein Friesian (x) 18 month steers	15-20 mths	135	1300.6	+53.4	+42
Holstein Friesian (x) 18 month heifers	15-20 mths	6	1318.8	-60	+314.8
Holstein Friesian (x) 2 year steers	21-26 mths	58	1687.0	-36.3	+345
Holstein Friesian (x) 2 year heifers	21-26 mths	10	1168.0	-60	-260.9
Hereford (x) yearling steers	9-14 mths	128	1155.8	-11.1	+17.3
Hereford (x) yearling heifers	9-14 mths	139	970.8	+63.5	+25.7
Hereford (x) 18 month steers	15-20 mths	266	1557.9	+41.5	-70.5
Hereford (x) 18 month heifers	15-20 mths	184	1268.1	-9.8	-34.2
Hereford (x) 2 year steers	21-26 mths	98	1731.8	-19	-33.2
Hereford (x) 2 year heifers	21-26 mths	75	1516.3	-1.3	+42.1
Continental (x) yearling steers	9-14 mths	467	1544.4	-26.6	+10.1
Continental (x) yearling heifers	9-14 mths	513	1319.2	-7.7	-29.3
Continental (x) 18 month steers	15-20 mths	939	1884.0	+16.5	-32.3
Continental (x) 18 month heifers	15-20 mths	904	1688.3	-8.5	-42.1
Continental (x) 2 year steers	21-26 mths	350	2020.8	-21.5	-30.8
Continental (x) 2 year heifers	21-26 mths	395	1818.8	-17	-74.8
Other yearling steers	9-14 mths	306	1174.6	-38.6	-22.2
Other yearling heifers	9-14 mths	272	1008.0	-27.5	-51.7
Other 18 month steers	15-20 mths	607	1705.4	-13.2	+76.3
Other 18 month heifers	15-20 mths	484	1382.2	-17.3	-44.7
Other 2 year steers	21-26 mths	281	1897.7	-21.1	+80.4
Other 2 year heifers	21-26 mths	316	1619.6	+5	-69.8

Source: LAA

## UK BPS ENTITLEMENTS, BNG, NN, CARBON & WATER 2025

as at 09/12/25	Source: Townsend Chartered Surveyors		
<b>BPS ENTS</b>	<b>WELSH</b>	<b>SCOTTISH</b>	<b>NORTHERN IRELAND'</b>
2025 Average prices	£50.00	R1 £135 R2 £30 R3 £12	x 0.75
2025 Deadlines	Closed	Closed	Closed
2025 Prices at Deadline	£55	R1 £130-140 R2 £30-32 R3 £10.50	x 0.5
<b>2024 CLAIM VALUES</b>			
<p>Scottish R1 £147.49 (plus £75.89 greening) R2 £32.52 (plus £12.86 greening) R3 £9.43 (plus £4.31 greening)</p> <p>Welsh £117.14/ha, with an additional redistributive payment on the first 54ha of £111.02/ha</p> <p>Northern Irish historic claim value individual to each holding, to be reduced by 6.5% in 2025.</p>			
<p>Notes - Welsh (expected final claim year 2029 with 20% reductions in payment from 2026) &amp; Scottish (review in 2027) Flat Rate values. Northern Irish historic based values. Transfers without land subject to VAT if transferor is VAT registered, subject to lot size</p> <p>① Face Value multipliers.</p>			
<p><b>BNG</b> Eng Statutory Credit £42k - £650k. (84k - 1,300k inc. spatial weighting). Offsite Market Average £19k (Low distinctiveness compensation) - £100k/unit allocated and delivered to development site plus VAT &amp; associated fees, subject to lot size and LPA. <b>NUTRIENT NEUTRALITY</b> Long term sales of all types agricultural management excluding specialist habitat creation. Nitrates £2k-4k/unit (maximum £112k/ha). Phosphates £30k-75k/unit (maximum £127.5k/ha). Both for a 90+ year term plus VAT excluding associated fees, subject to lot size, Catchment, soil drainage and rainfall. <b>CARBON UK</b> Woodland and Peatland Carbon sales subject to 'vintage' and additional benefits £25-35 PIU. WCC 2024 average prices: Woodland PIU £26.85, Peatland PIU £25.04. No on-market sales of WCUs or PCUs. September 2024 WCG reverse auction (8) average £25/WCU. <b>WATER UK</b> English abstraction licences &lt;£3-15/m3 plus VAT excluding associated fees, subject to lot size, Catchment, and Environment Agency local policy. Last National Sale by tender 3rd November 2025 next tender 15th December 2025 of BNG, NN, Carbon, Water Abstraction Licences.</p>			

**Download the Farmers Weekly app today and get everything in one place**

Download on the App Store GET IT ON Google play

Available on iOS and Android

**FARMERS WEEKLY**