

PRICES & TRENDS

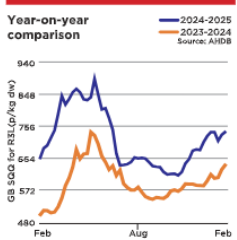
EDITED BY CHARLIE REEVE 07976 610 180 charlie.reeve@markallengroup.com

SHEEP AUCTIONS W/E TUESDAY 18/02/25

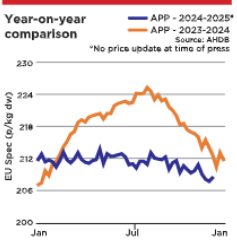
Throughput 75,345 -7.8% All prices in p/kg liv

		Light 25.5-32kg		Standard 32-39kg		Medium 39-45.5kg		Heavy over 45.5kg		Total sheep sold	
England and Wales averages		301.4	-2.3	330.9	-4.6	335.4	-8.6	326.5	-5.4		
ENGLAND											
Acklington	Th	-	-	348.5	+20.5	329.5	-19.8	310.7	-19.5	460	
Ashford	Tu	346.9	-	339.1	-7.5	322.9	-4.8	311.3	+3.2	2122	
Bakewell	Th/Mo	301.8	-18.1	320.8	-10.1	327.3	-1.5	326	-4.7	1342	
Barnard Castle	We	33.3	-216.7	327.5	-5.8	329.7	+15.1	327.4	+34.5	192	
Bentham	We	282.1	-7.3	320.4	-9.2	336.9	-16.8	337.8	-12.6	3660	
Bishops Castle	Fr	-	-	318.1	-13.6	320.4	-19.5	317.8	-21.2	364	
Bridgnorth	Tu	274	-	306.7	-29.6	321	-19.1	322.8	-10.4	992	
WALES											
Brockholes											
Carlisle	Mo	276.7	-116.0	331.5	-15.4	353.7	+4.9	335.5	-2.0	2458	
Cirencester	Th	314.4	-	328.9	+2.8	321.2	+2.0	313.7	+9.7	751	
Cllifhrore	Tu	315.7	+30.6	309.3	-10.7	319.2	+3.9	314.1	-6.2	445	
Cockermouth	We	306.7	-14.5	327.8	-8.8	328.9	-6.3	329.1	-5.1	1234	
Colchester	Tu	256.3	+10.3	319.3	-25.9	320	-25.7	317.5	-14.2	712	
Cutcombe											
Darlington	Th	217.9	-22.7	336.8	-11.3	335.6	-10.5	335.7	-10.3	1706	
Exeter	Mo	252.5	+52.8	303.8	-7.1	313.6	-12.2	306.2	-11.5	1550	
Frome	We	235.3	-	321.1	+1.2	325.4	+3.4	322.5	+2.5	511	
Gisburn	Sa	297.1	-73.5	330.8	-11.3	323.4	-18.7	307.2	-16.8	1180	
Hallisham	We	-	-	325.9	-3.5	316.6	-11.1	312.9	+1.9	650	
Hallworthy	Th	-	-	292.8	-33.3	319	-24.9	318.3	-16.1	210	
Hawes	Tu	246.1	-13.7	292.5	-6.5	315.1	-7.6	315.9	-4.0	1413	
Hereford	We	306.4	-	344.8	-1.0	347.2	-1.9	325.1	-17.0	1213	
Hexham	Tu	317.2	-	317	-23.3	328.5	-16.0	314.5	-14.9	800	
Holsworthy	We	-	-	328.3	+20.1	317.7	-5.5	314.9	-4.2	404	
Hull/Dunswell	Mo	-	-	-	-	337.4	-6.6	333.3	-9.0	67	
Kendal	Tu	318	-	319.7	-5.2	318.7	-16.3	323	-2.6	983	
Kingston	Th	-	-	325.4	-39.1	319.7	-21.4	315.3	-20.0	336	
Kirkby Stephen											
Lancaster	Mo	277.2	-27.2	334.3	+7.0	337.1	-14.1	323.9	-6.3	390	
Leek	Tu	-	-	316.5	-8.9	334.5	+2.9	335	+8.3	635	
Leyburn	We	-	-	317.6	+0.8	329.3	+17.2	333.3	+14.6	555	
Longtown	Th	327.8	+20.5	348.4	-1.3	341.1	-7.0	331.7	-7.1	5417	
Louth	Mo	-	-	319.6	-1.7	326.2	-24.5	314.5	-10.3	300	
Ludlow	Mo	280	+63.7	326.1	+12.0	334.9	-13.6	319.3	-10.6	964	
Malton	Tu	300	-30.0	340.3	+20.9	337.6	-6.1	324.7	-11.0	447	
Market Drayton	We	314.8	+7.8	338.5	-11.5	347.2	-9.2	334.3	-14.8	1662	
Market Harborough											
Melton Mowbray Market	Tu	-	-	344.1	+1.7	333	-1.6	329.6	-1.2	2110	
Newton Abbot (Rendells)											
Northalton	Tu	233.3	-	347.7	+4.7	352.2	-5.4	345.8	-3.2	1235	
Norwich											
Oswestry	We	299.8	-11.8	328.4	-3.1	331.6	-7.8	323.5	-9.5	1286	
Otley	Mo	-	-	363.1	+25.2	338.5	-8.5	323.1	-2.1	250	
Penrith	We	-	-	347.1	+0.1	356	-4.5	328.6	-0.1	2601	
Ross on Wye	Mo	-	-	324.9	-1.4	332.1	-4.0	329.5	+13.0	895	
Rusby	Mo	326.9	+5.6	369.5	-	356.6	-6.7	335.9	+7.0	1080	
Ruswarp	Mo	-	-	323.2	+66.4	318.2	+45.7	255.7	-3.8	24	
Salisbury	Tu	269.4	+127.6	287.9	-32.3	297.3	-17.6	298.9	-11.4	877	
Scots Gap											
Sedgemoor	Mo	-	-	332.6	-	309.3	-	304.9	-	389	
Selby	We	-	-	322.7	+20.8	328.6	-7.9	349.2	+10.3	199	
Shrewsbury	Tu	289.3	-	319.4	-38.0	330.8	-14.4	316.5	-16.9	589	
Skipton	Mo	279	-10.3	342.3	+3.9	348.5	-4.1	327.4	-1.7	2270	
South Molton	Th	300.6	-17.7	307.9	-19.9	324.9	-10.1	322.3	-3.8	1024	
Stratford											
Thame Market	We	-	-	315.1	-19.4	319.1	-4.6	322.8	+4.6	393	
Thirsk	Th	333.5	-	348.1	-35.1	361.5	-3.7	339.9	-4.7	1928	
Thrapston	Th	-	-	321.5	+1.8	325.6	-1.3	322.9	+3.4	230	
Truro	We	-	-	-	-	329.3	-4.7	299.4	-20.8	144	
Ulverston	Tu	-	-	326.7	+3.5	338.8	+4.2	330.5	-3.0	490	
Wigton	Tu	-	-	438.9	+48.4	393.8	+23.4	356.4	+19.4	927	
Wooler	We	-	-	325	-48.0	335.3	-10.3	329.9	-7.2	465	
Worcester	We	340.2	-6.8	341.4	-5.5	342.5	-13.2	328.4	-8.5	2209	
York	Mo	-	-	337.8	+17.6	340.3	+1.8	348.1	+3.8	108	

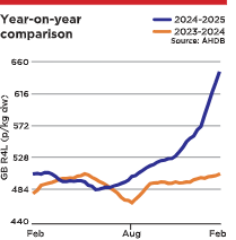
DEADWEIGHT LAMBS



DEADWEIGHT PIGS



DEADWEIGHT CATTLE



EWES

Prices in £/head Source: LAA

		Price	Change	Total entry
ENGLAND				
145.4	+2.9	158		
115.6	+4.1	546		
131.7	-7.4	687		
113.1	-2.6	114		
124.7	-10.9	2007		
117.1	-0.8	44		
146.2	+10.6	462		
149.2	+20.5	1176		
117.1	-6.7	372		
105.5	-11.9	150		
110.8	+14.1	271		
131.2	+14.7	171		
96.6	-36.5	313		
137.5	+4.1	1197		
99.1	-16.0	63		
106.5	-18.9	433		
124.9	-13.8	318		
127.7	-2.1	122		
127.5	-29.1	51		
121.1	-22.0	265		
112.4	+0.8	126		
139.3	-8.3	4130		
146.5	-6.5	103		
126.6	-7.2	170		
184.5	+22.0	180		
125.6	-15.1	378		
143.4	-9.8	2218		
146.4	-1.6	359		
91.7	-3.5	434		
127.7	-10.2	33		
159.8	-6.2	3247		
141.5	+7.4	286		
148.7	-7.4	530		
121	+60.4	4		
103.1	-28.6	224		
126.3	-21.9	85		
121.1	-29.3	284		
136.6	-8.3	617		
109.9	-28.5	231		
115.7	+23.3	104		
134.6	-21.6	306		
120.4	-2.1	86		
120.5	-13.5	66		
120.5	-3.4	78		
154.1	-31.2	86		
135.2	+5.8	217		
154	+35.2	408		
154.4	+11.1	34		

CULL COWS W/E 18/02/25

Average price	p/kg liv
Grade 1 Well-fleshed, even fat cover	206.60
Grade 2 Average-to-good-quality carcass	254.00
Grade 3 Manufacturing or 'steaker' cow	239.30
Grade 4 Under-finished or over-fat, lacking flesh	182.60

SHEEP AUCTIONS W/E TUESDAY 18/02/25

All prices in p/kg liv Source: LAA

		Light 25.5-32kg		Standard 32-39kg		Medium 39-45.5kg		Heavy over 45.5kg		Total sheep sold	
WALES											
Bala		-	-	-	-	-	-	-	-	-	-
Brecon	Tu	318.6	+29.6	322.5	-3.1	334	-0.7	324.5	-5.6	317	
Bryncir	We	294.8	+27.8	313.4	+4.1	302.4	-15.5	310.3	-2.6	452	
Builth Wells	Fr	283.9	-28.3	315.1	-7.6	319.1	-10.0	316	-8.5	1594	
Carmarthen	Fr	269.3	-19.3	329.3	+2.7	329.6	-6.6	315.9	-15.5	455	
Crymmych											
Dolgellau											
Gaerwen	We	313.8	+14.5	333.9	+5.4	326.9	-11.9	307.6	-26.9	413	
Knights	Th	-	-	320.9	-14.4	329.1	-7.7	325.6	-3.0	584	
Llandello	Mo	291.1	-1.4	299.3	-22.9	310.4	-0.1	299.1	-7.1	194	
Llanwrst	Tu	307.3	+0.9	325	+6.2	320.7	+0.5	294.1	-24.1	380	
Machynlleth	We	301.6	-16.5	322.7	-12.3	303.8	-27.0	314.7	-	348	
Mold	Mo	312.5	-	313.6	-2.9	320.3	-1.9				